



# Provincial Transit Programs

Department of Municipal Affairs

# Community Transit Funding - Operating and Research

## Community Transportation Assistance Program (CTAP)

- The Community Transportation Assistance Program (CTAP) covers a portion of the operating costs of a door-to-door community transit service. There are currently 17 community transit services in rural Nova Scotia aimed at improving transportation services to persons who need transportation to and from medical appointments, education, and recreation opportunities.

## Nova Scotia Transit Research Incentive Program (NS-TRIP)

- The Nova Scotia Transit Research Incentive Program (NS-TRIP) provides funding for transit projects that generate new and improved public transit services in rural areas and underserved urban areas of the province. Examples of NS-TRIP projects include: the development of transit feasibility studies, business/sustainability plans, and pilot projects.

# Transit Funding-Capital

## **Accessible Transportation Assistance Program (ATAP)**

- The Accessible Transportation Assistance Program (ATAP) provides capital funding to assist organizations that receive funding from the Community Transportation Assistance Program (CTAP) and municipal accessible transit organizations in the purchase of accessible vehicles.

## **Public Transit Assistance Program (PTAP)**

- The Public Transit Assistance Program (PTAP) assists fixed route public transit operators in Nova Scotia with the purchase of capital infrastructure.

# Provincial Community Transit Funding

Program	2016-17 (actuals)
CTAP	\$1,199,000
ATAP	\$471,086
NS-TRIP	\$143,733
PTAP	\$2,900,000
<b>Total</b>	<b>\$4,713,819</b>



Above provincial funding programs administered by Department of Municipal Affairs

# DMA Investment in Community Transit (1998-99 to 2016-17)

Program	Total Funding	Total Fiscal Years	Program Outcome
ATAP	\$3,236,381	19 (1998/2016)	114 vehicles
CTAP	\$9,360,595	16 (2001/2016)	16 services
NS-TRIP	\$3,066,692	9 (2008/2016)	82 projects
PTAP	\$8,675,000	3 (2014/2016)	Capital projects
<b>Total</b>	<b>\$24,338,668</b>		

Above provincial funding programs administered by Department of Municipal Affairs since 1998 (Dept name has changed)

# Program Impacts 2001 to 2017

	2001-02	2016-17
Total CTAP Services	7	16
CTAP Funding	\$287,485	\$1,199,000
Service area Pop as % of NS Pop (net HRM & CBRM)	50%	83%
Total Ridership	62,299	180,748
Rides per Capita	0.28	0.51
ATAP Funding	\$50,000 (max of \$10,000)	\$471,086 (max of \$70,000)
Accessible Fleet Size	10-15 (majority purchased used)	63

# Contact Information

**Rene Frigault**

**Planning and Development Officer**

**Department of Municipal Affairs**

**Phone: 902-424-2088**

**Fax: 902-424-0821**

**Email: [Rene.Frigault@novascotia.ca](mailto:Rene.Frigault@novascotia.ca)**

For more information on our community transit program, please visit our website: <http://www.novascotia.ca/dma/funding/community-grants-and-programs.asp>

# Rural Transportation Association



[www.ruralrides.ca](http://www.ruralrides.ca)

# What is the RTA?

- Mission

- The Rural Transportation Association (RTA) exists to provide a forum in which information and support specific to community-based transportation can be easily shared among members, with our communities, with other organizations, and with government. It provides for a consistent, strong and united approach to the direction and needs of rural transportation in Nova Scotia, where populations are small and distances are great.

- Vision

- RTA members provide affordable, inclusive, sustainable, accessible and adaptive community transportation to meet the needs of all Nova Scotians, with a special emphasis on persons with disabilities



# What is the RTA? (con't)

- Community Transportation Services
- Door to Door on Demand Services
- Customized to Communities



Le Transport de Clare April 1<sup>st</sup> , 1996





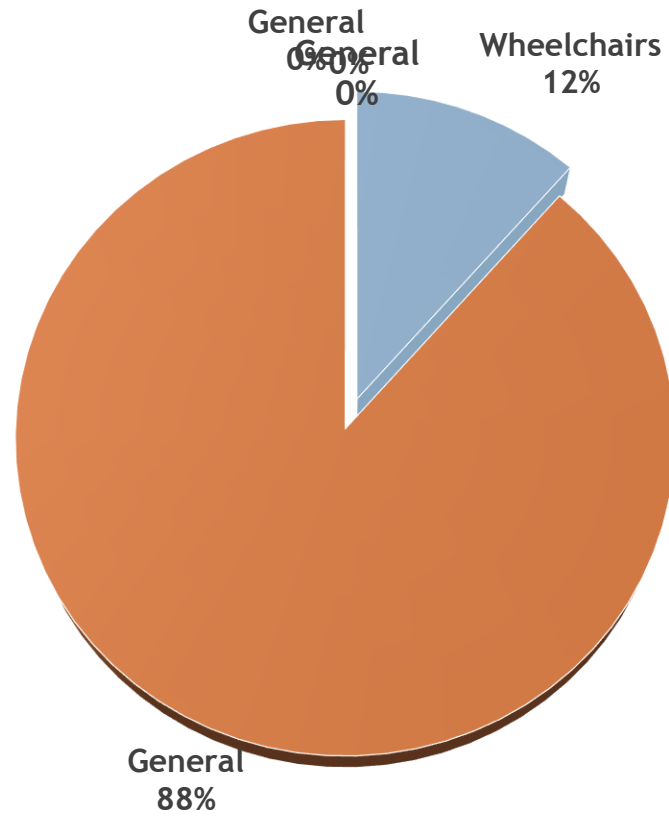


# Who does the RTA Serve Now?

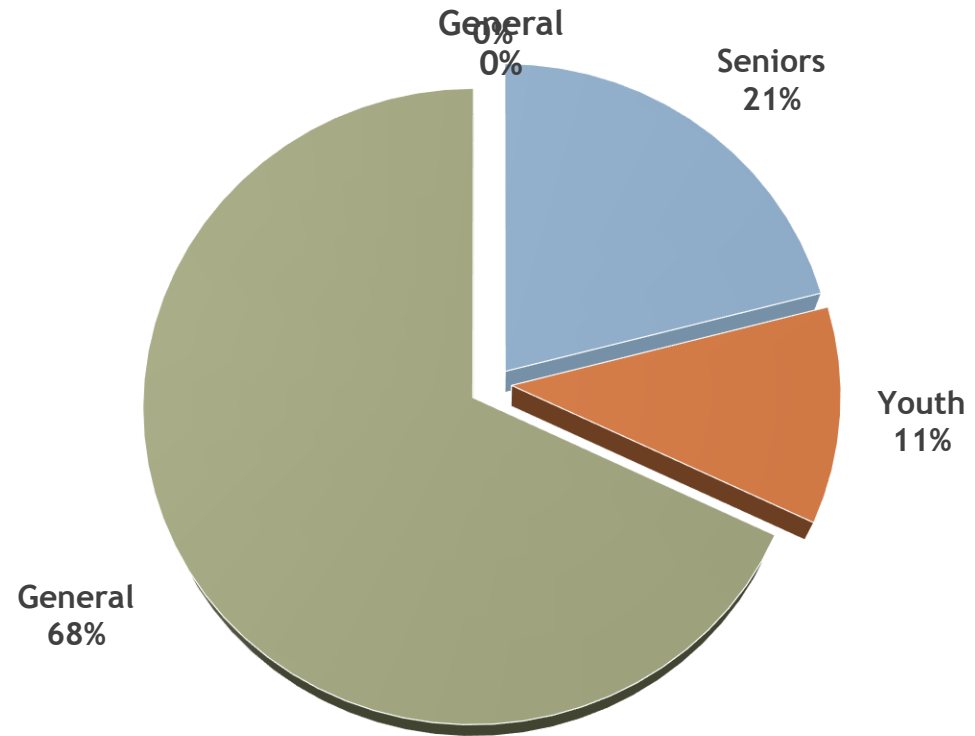
- Community at Large
- Seniors
- Disabled



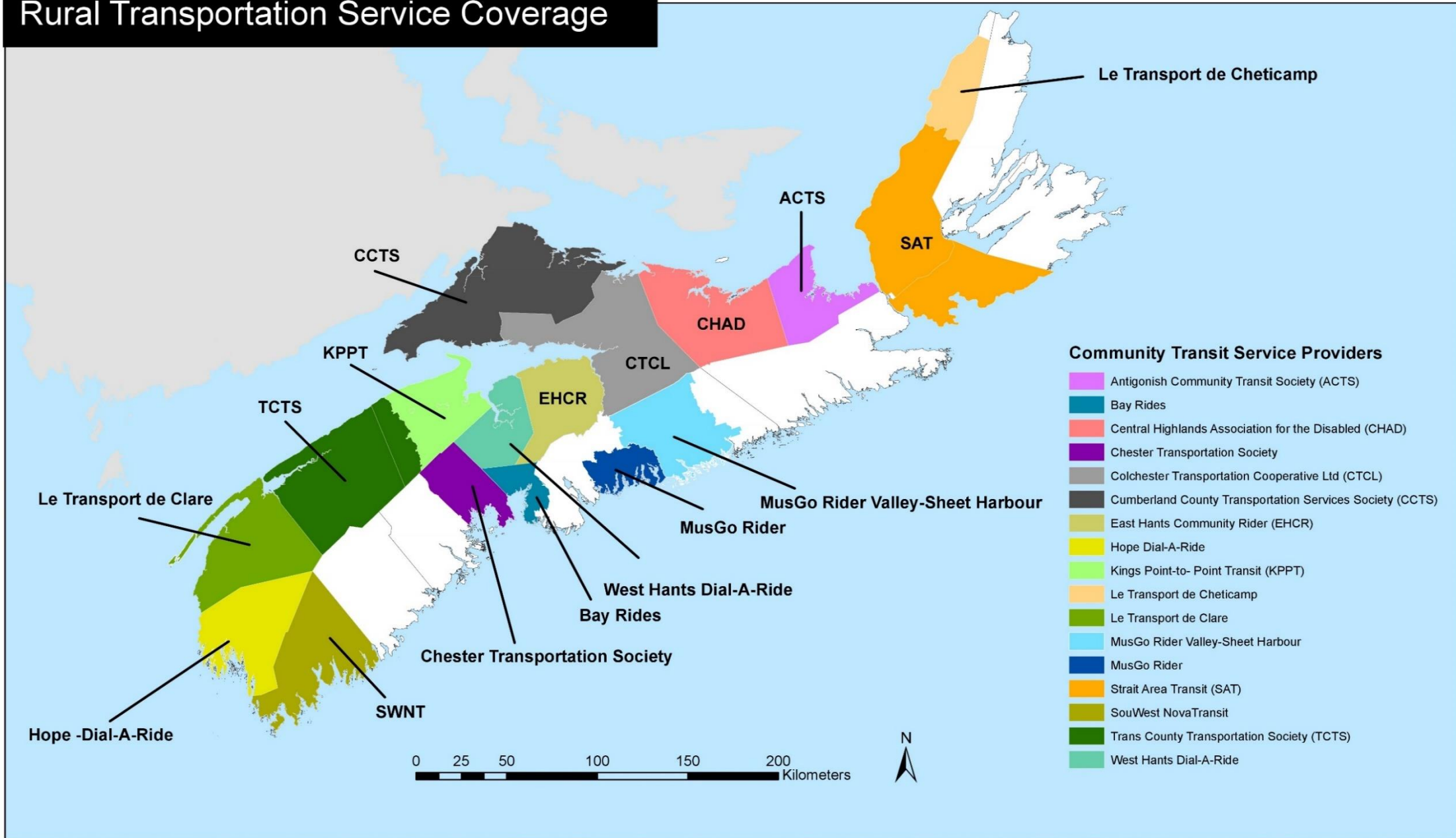
# Wheelchair Clients 2016-17



# Ridership Clients 2016-17



# Rural Transportation Service Coverage



# Testimonial



- <https://www.youtube.com/watch?v=hs25dvrblz0>



# Benefits of Community Transit

- Increased Community Access
- Socio-Economic Determinants of Health
- To All Levels of Government



# Testimonial



<https://www.youtube.com/watch?v=WJcsYOYMdCY&t=3s>



# Comparison 2001 to 2017

	2001-02	2011-12	2016-17
Service area Pop as % of NS Pop (net HRM & CBRM)	50%	74%	83%
Total CTAP Services	7	11	16
Total Ridership	62,299	135,114	198,959
Rides per Capita	0.28	0.42	0.51
Total Operating Cost	\$887,191	\$2,306,626	\$3,699,676
CTAP Funding	\$287,485 (\$1.41 per capita)	\$517,188 (\$1.60 per capita)	\$1,199,000 (base amount, service area & Linear Km)
Fleet Size	10-15 accessible (majority purchased used)	40 vehicles	63 accessible 28 non-accessible
ATAP Funding	\$50,000 (max of \$10,000)	\$168,253 (max of \$50,000)	\$471,086 (max of \$70,000)



# Provincial Programs RTA utilizes:

- Community Transportation Assistance Program (CTAP)
- Accessible Transportation Assistance Program (ATAP)
- Nova Scotia Transit Research Incentive Program (NSTRIP)
- Public Transit Assistance Programs (PTAP)



# Case study





**Saved Our Province**

**\$50,000**

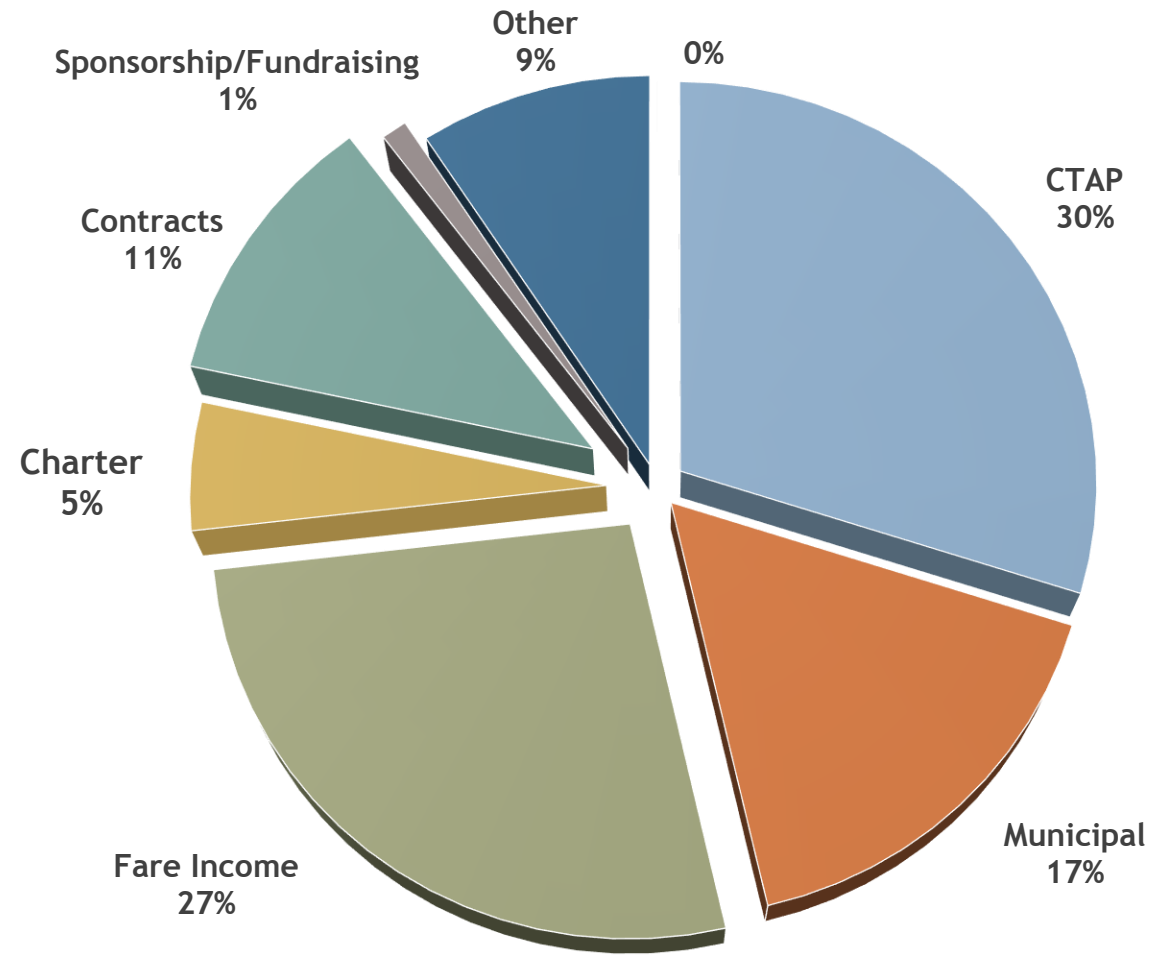


# Challenges Faced by Community Transit

- Increase CTAP Funding
- NSUARB - allow us to improve cooperation within RTA
- More Services = Bigger Pie
- Increase ATAP fund
- Lobby Federal Government - Phase 2 Infrastructure Spending



# Total Revenue 2016-17



# Municipal vs. Provincial Funding

Municipal funding as % of CTAP	# of Services
75% or more of CTAP funding	4
50-74% of CTAP funding	3
25-49% of CTAP funding	3
Less than 25% of CTAP funding	6
<b>Total</b>	<b>16</b>

- Total municipal funding is 56% of CTAP funding
- Three services receive more municipal funding than CTAP
- Two services receive no municipal support



# Report Card – Municipal Support

- Best Supported Services (>75% of Provincial Funding) 😊
  - CHAD Transit (Pictou County)
  - KPTP (Kings County)
  - SAT (Inverness & Richmond County)
  - MusGo (Eastern Shore)



# Report Card – Municipal Support

- Supported (50% - 75% of Provincial Funding)
  - Transport de Clare (Digby County)
  - TCTS (Annapolis County)
  - BayRides (St Margarets Bay)



# Report Card – Municipal Support

- Supported (25% - 50% of CTAP)
  - Cheticamp (Cheticamp area)
  - SouWest (Shelburn County)
  - ACTS (Antigonish Town & County)



# Report Card – Municipal Support

- Supported (<25% of Provincial Funding)
  - Community Wheels (Municipality of Chester)
  - East Hants Community Rider (Municipality of East Hants)
  - CTCL (Colchester County)
  - CCTS (Cumberland County)



# Report Card – Municipal Support

- No Support in 2016 - 2017
  - HOPE (Yarmouth County)
  - West Hants Dial a Ride (Municipality of West Hants & Town of Windsor)



# Community Transportation

- More than just getting from Point A to Point B
- It builds and maintains Communities
- Allows residents to participate in, and contribute to, their Communities
- Transportation Links to Most Aspects of Life
  - What do you do in rural Nova Scotia if you don't own a car???
- Transportation Links to All Government Departments

